

M/S OMNI HIRE PURCHASE PRIVATE LIMITED
STATEMENT OF PROFIT OR LOSS
FOR THE YEAR ENDED ASHAD 32, 2082 (JULY 16, 2025)

Figures in NPR

Particulars	Notes	As at Ashad 32, 2082 (July 16, 2025)	As at Ashad 31, 2081 (July 15, 2024)
Interest Income	11	247,293,631.74	253,110,951.18
Interest Expense	12	97,124,030.10	166,757,450.92
Gross Profit		150,169,601.64	86,353,500.26
Administrative Expenses	13	45,088,653.24	46,640,750.64
Depreciation and Amortization Expense	2	610,270.31	731,321.25
Other operating Expenses			-
Profit From Operations		104,470,678.09	38,981,428.37
Profit ON SALE OF LAND		31,904,660.00	
Bank Interest			-
Bonus Expenses			-
Profit Before Tax		136,375,338.09	38,981,428.37
Provision for Income Tax Expense		45,969,282.73	18,291,076.39
Deferred Tax	2	208,374.38	14,778.29
Income Tax Expense of Previous Yrs & vat penalty			-
Profit From Continuing Operations		90,614,429.73	20,705,130.27
Provision for General Reserve		18,122,885.95	4,141,026.05
Income Tax Expense of Previous Yrs & vat penalty		2,339,764.58	32,949,700.43
Profit & Loss A/C of Previous Year		463,797,575.64	490,183,171.85
Net Profit for the Year		533,949,354.85	473,797,575.64
Bonus Share		-	-
Dividend PAID		-	10,000,000.00
		533,949,354.85	463,797,575.64

Notes 1 to 13 form an integral part of Financial Statements

For and on behalf of the Board





 Chief Executive Officer Director Director

For J. P. Khandelwal & CO.

Chartered Accountants

FRN:27



UDIN : 251204CA00025F8rJu

Place : Birgunj

Date : 2025-12-01









M/S OMNI HIRE PURCHASE PRIVATE LIMITED
STATEMENT OF FINANCIAL POSITION
AS AT ASHAD 32, 2082 (JULY 16, 2025)


Figures in NPR

Particulars	Notes	As at Ashad 32, 2082 (July 16, 2025)	As at Ashad 31, 2081 (July 15, 2024)
Assets			
Non-current assets:			
Property, Plant and Equipment	2	35,354,300.55	46,205,009.21
Deferred Tax Assets		762,176.96	553,802.58
Other Non-current assets		-	-
Other Receivables		-	-
Total Non-Current Assets		36,116,477.50	46,758,811.79
Current assets:			
Biological assets		-	-
Loan Investment account		1,623,373,388.49	1,946,203,295.56
Trade and other receivables	3	698,185,440.68	507,856,633.05
Cash and cash equivalents	4	13,052,833.96	3,751,449.29
Other Current Assets	5	72,357,942.25	54,875,571.03
Assets classified as held for sale		-	-
Total Current Assets		2,406,969,605.38	2,512,686,948.93
Total Assets		2,443,086,082.88	2,559,445,760.72
Equity and Liabilities			
Equity:			
a) Share capital	6	300,000,000.00	300,000,000.00
(b) General reserve			
b) Reserves	7	611,032,856.42	522,758,191.26
c) Non controlling Interests			
Total Equity		911,032,856.42	822,758,191.26
Liabilities:			
Non-current Liabilities			
Loans and Borrowings		-	-
Employee Benefits		-	-
Derivative Financial Liabilities		-	-
Deferred Tax Liabilities		-	-
Total Non-current Liabilities		-	-
Current liabilities:			
Loans and Borrowings	8	1,047,941,922.63	1,223,070,475.92
Trade and Other Payables	9	59,943,940.97	135,496,394.15
Income Tax Liability		45,969,282.73	18,291,076.39
Employee Benefits		-	-
Provisions	10	378,198,080.13	359,829,622.99
Derivative Financial Liabilities		-	-
Liabilities directly associated with assets classified as held for sale		-	-
Total Current Liabilities		1,532,053,226.46	1,736,687,569.45
Total Liabilities		1,532,053,226.46	1,736,687,569.45
Total Equity and Liabilities		2,443,086,082.88	2,559,445,760.72

Notes 1 to 13 form an integral part of Financial Statements

For and on behalf of the Board

Chief Executive Officer   Director   Director  

For J. P. Khandelwal & CO.
Chartered Accountants
FRN:27
MNO:25 

UDIN : 251204CA00025F8rJu
Place : Birgunj
Date : 2025-12-01

